

South River - Scroll down to view each site.

Craig Lake

Bray Lake

Sausage Lake

Smythe Lake

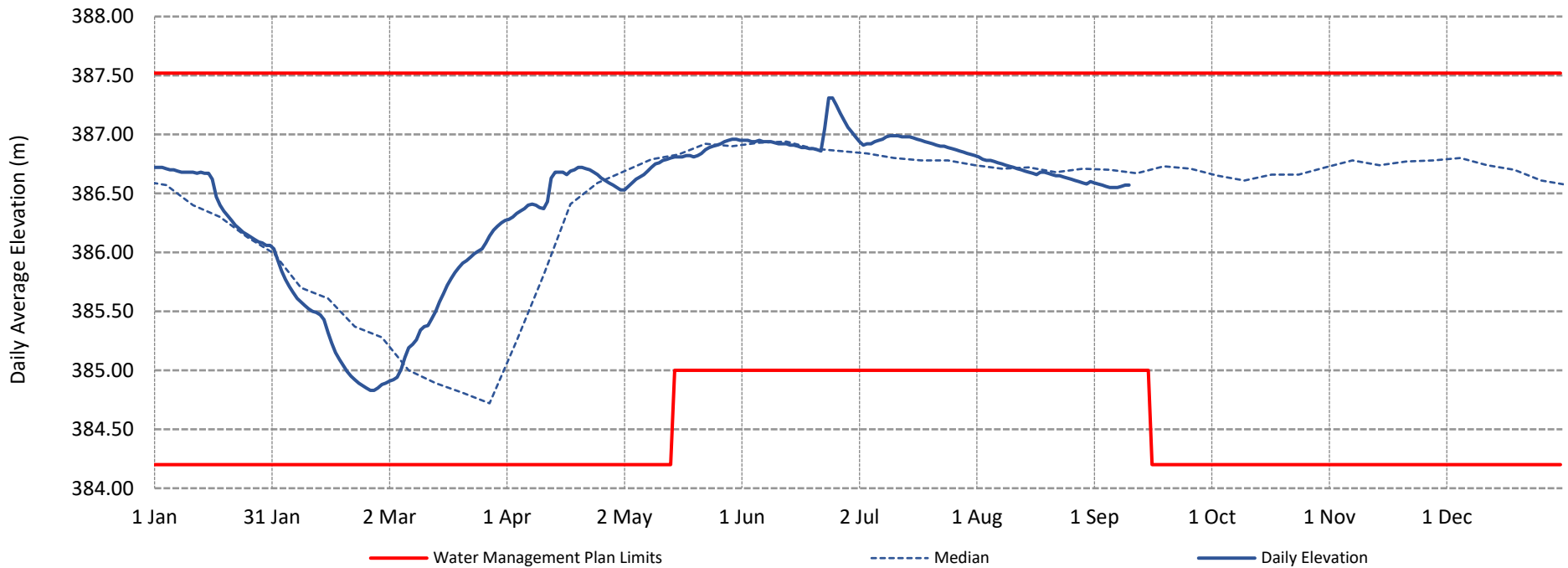
Bingham Chute GS

Elliott Chute GS

Nipissing GS

Craig Lake Level 2024

Date	Level (m)	Flow (m ³ /s)
9/4/2024	386.56	0.5
9/5/2024	386.55	0.5
9/6/2024	386.55	0.5
9/7/2024	386.55	0.5
9/8/2024	386.56	0.5
9/9/2024	386.57	0.5
9/10/2024	386.57	0.5



Ontario Power Generation Provisional Data

For further info please contact

Kate Cantin

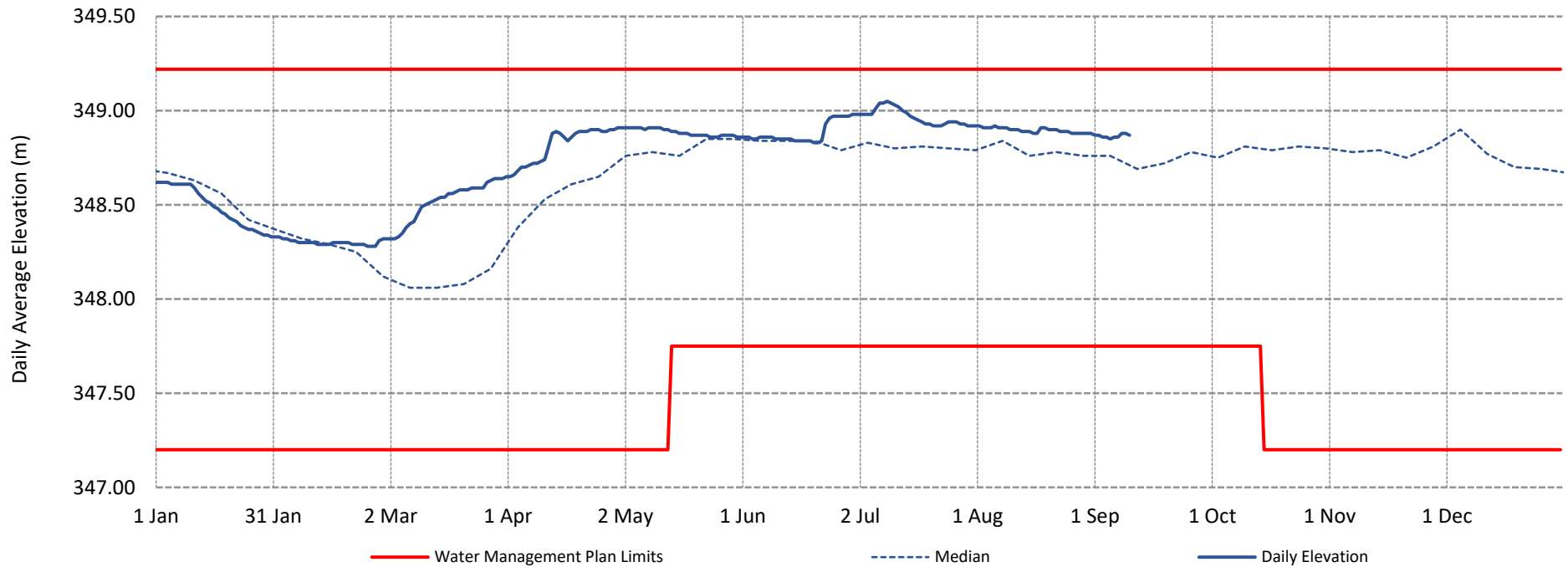
p: (705) 268-9197

Data current as of 9/11/2024

Bray Lake Level 2024



Date	Level (m)	Flow (m ³ /s)
9/4/2024	348.86	0.0
9/5/2024	348.85	0.0
9/6/2024	348.86	0.0
9/7/2024	348.86	0.0
9/8/2024	348.88	0.0
9/9/2024	348.88	0.0
9/10/2024	348.87	0.0



Ontario Power Generation Provisional Data

For further info please contact

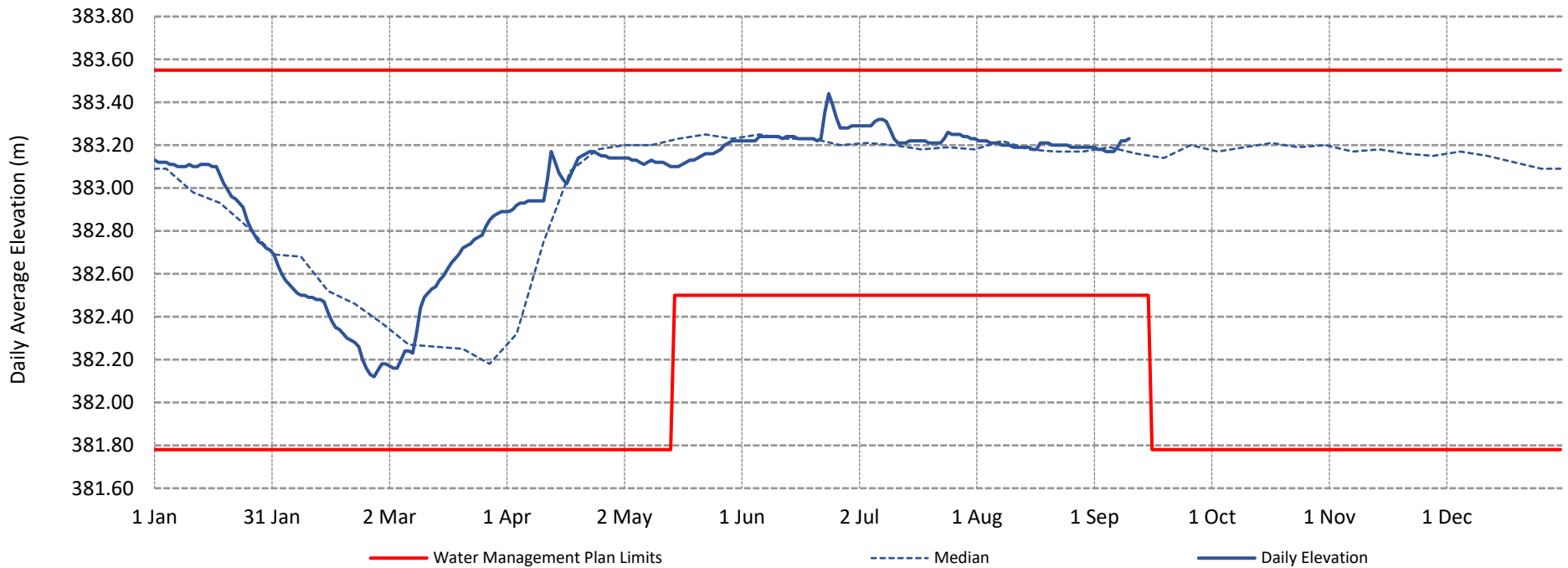
Kate Cantin

p: (705) 268-9197

Data current as of 9/11/2024

Sausage Lake Level 2024

Date	Level (m)	Flow (m ³ /s)
9/4/2024	383.17	0.0
9/5/2024	383.17	0.0
9/6/2024	383.17	0.0
9/7/2024	383.19	0.0
9/8/2024	383.22	0.0
9/9/2024	383.22	0.0
9/10/2024	383.23	0.0



Ontario Power Generation Provisional Data

For further info please contact

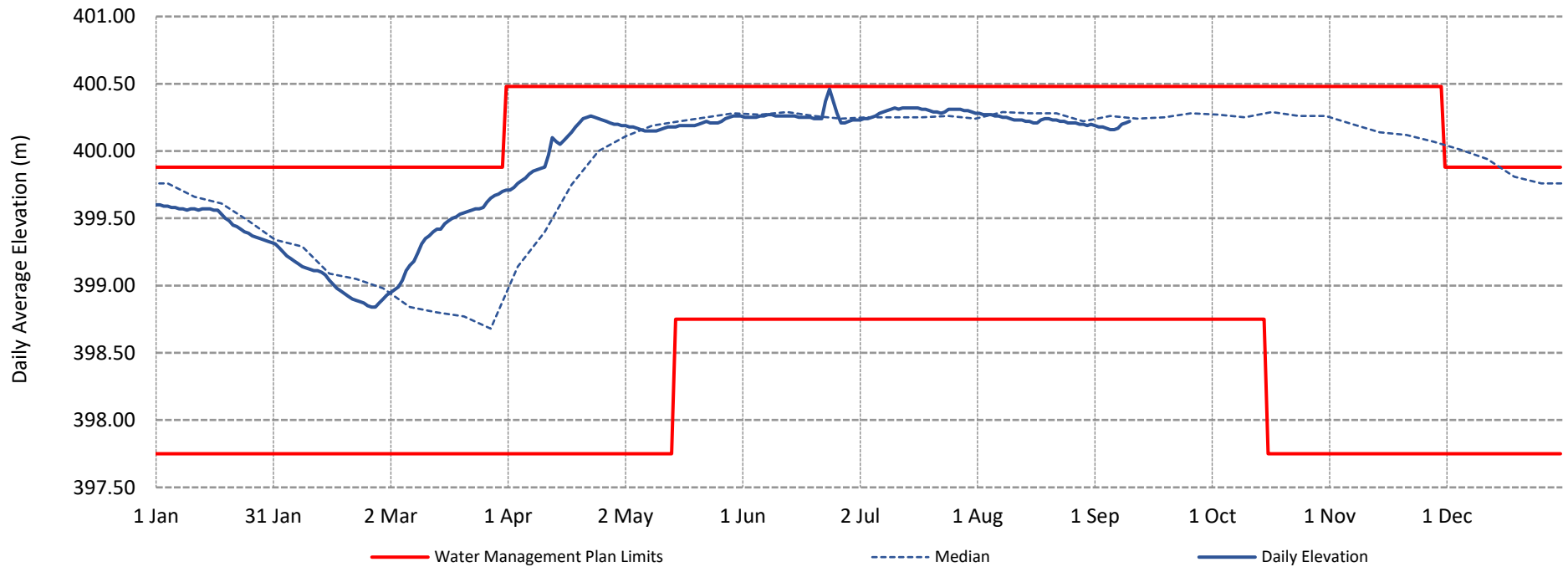
Kate Cantin

p: (705) 268-9197

Data current as of 9/11/2024

Smythe Lake Level 2024

Date	Level (m)	Flow (m ³ /s)
9/4/2024	400.17	0.0
9/5/2024	400.16	0.0
9/6/2024	400.16	0.0
9/7/2024	400.17	0.0
9/8/2024	400.20	0.0
9/9/2024	400.21	0.0
9/10/2024	400.22	0.0



Ontario Power Generation Provisional Data

For further info please contact

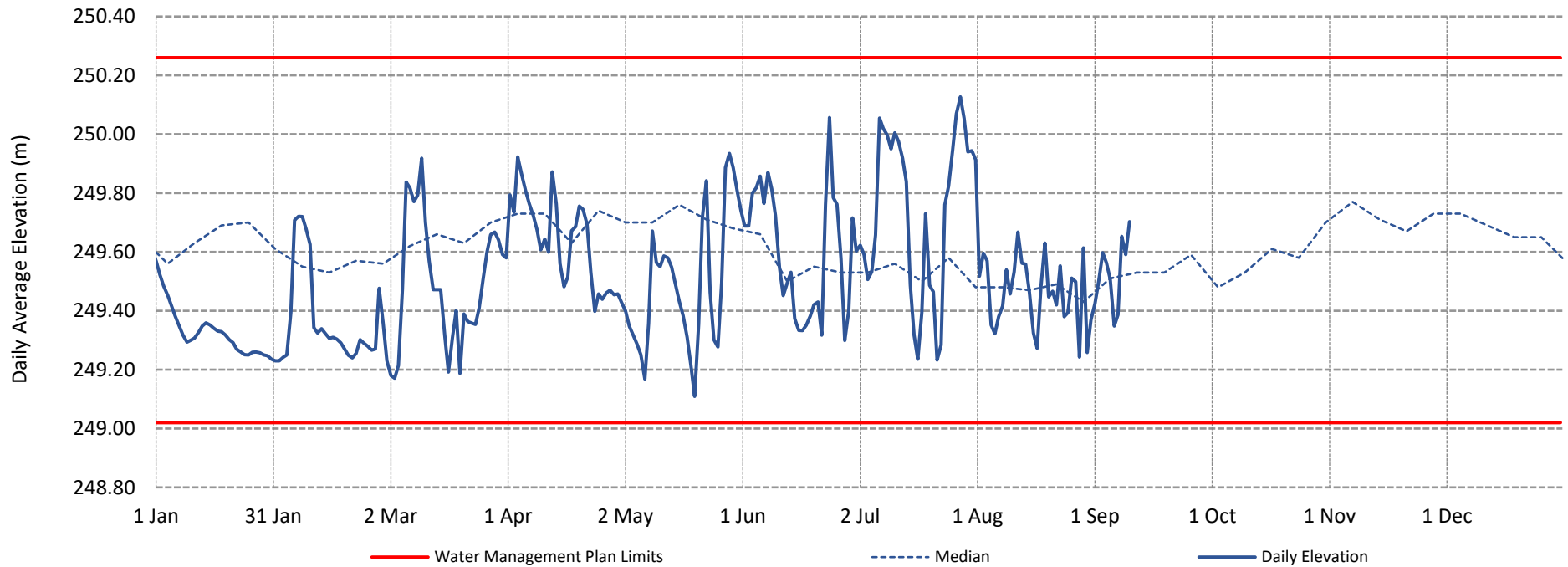
Kate Cantin

p: (705) 268-9197

Data current as of 9/11/2024

Bingham Chute GS Level 2024

Date	Level (m)	Flow (m ³ /s)
9/4/2024	249.56	5.3
9/5/2024	249.51	7.0
9/6/2024	249.35	3.1
9/7/2024	249.39	0.0
9/8/2024	249.65	2.4
9/9/2024	249.59	5.7
9/10/2024	249.70	10.4



Ontario Power Generation Provisional Data

For further info please contact

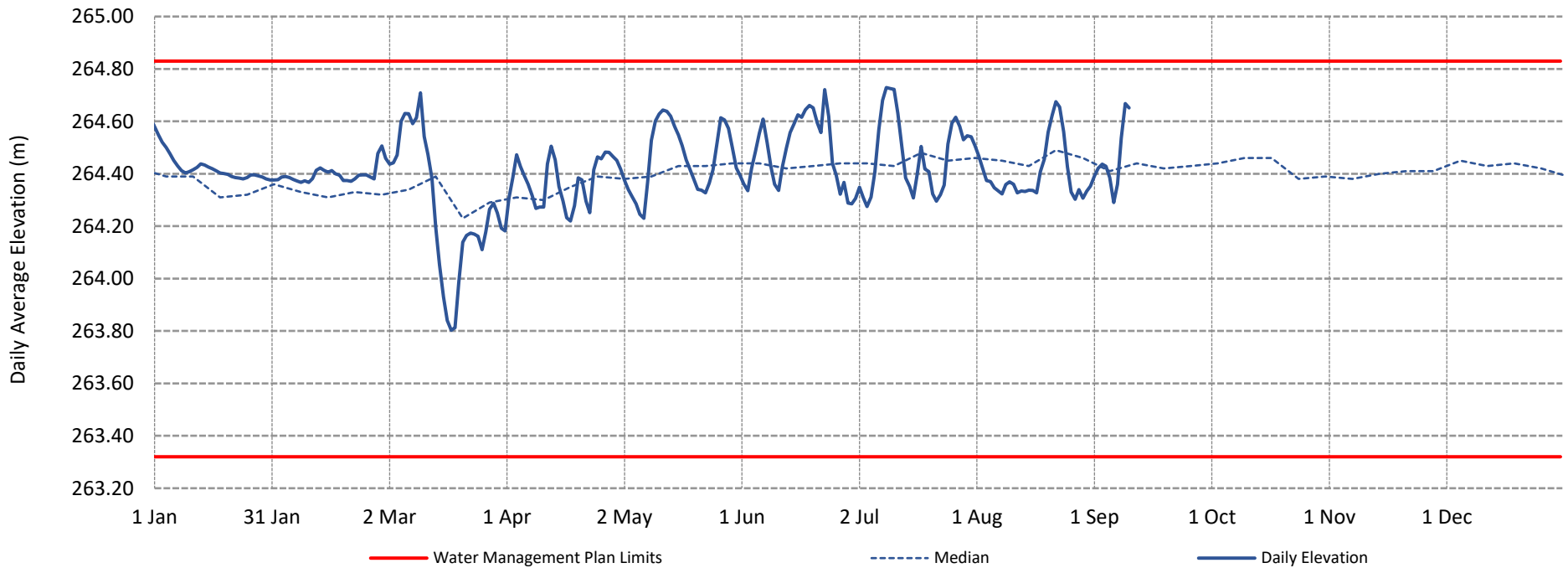
Kate Cantin

p: (705) 268-9197

Data current as of 9/11/2024

Elliott Chute GS Level 2024

Date	Level (m)	Flow (m ³ /s)
9/4/2024	264.43	2.7
9/5/2024	264.39	5.7
9/6/2024	264.29	0.9
9/7/2024	264.36	0.3
9/8/2024	264.54	1.4
9/9/2024	264.67	3.7
9/10/2024	264.65	5.3



Ontario Power Generation Provisional Data

For further info please contact

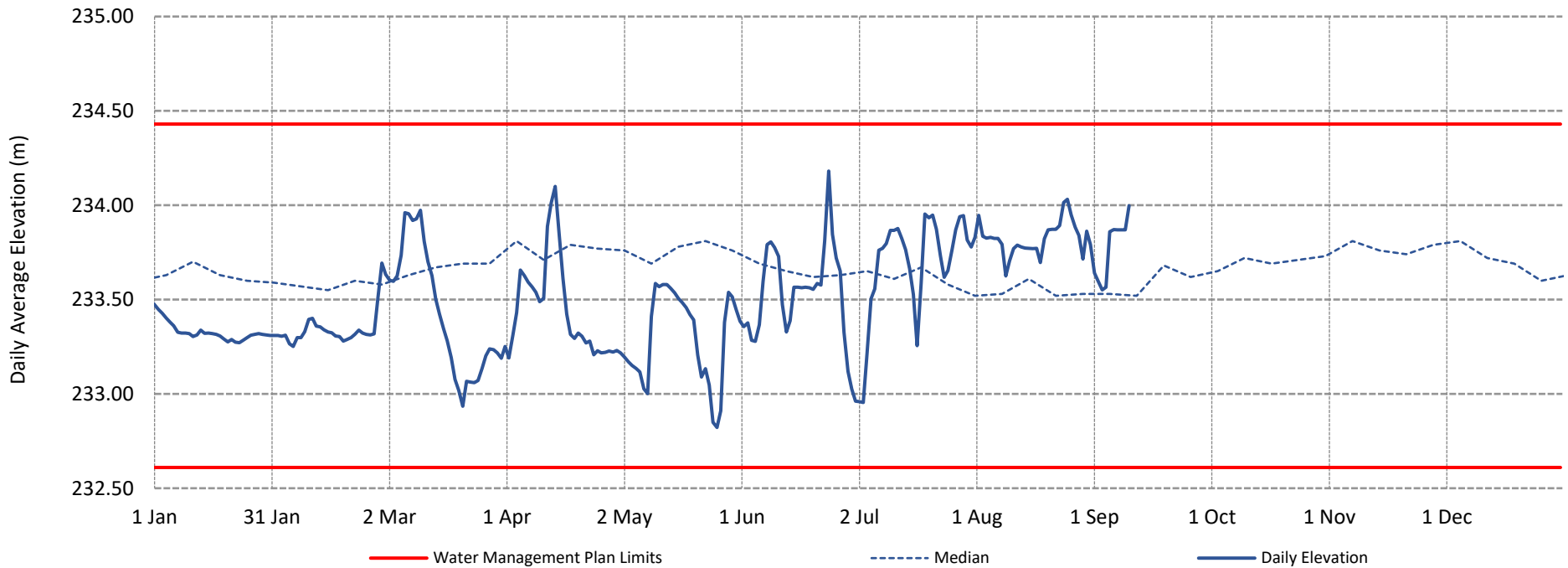
Kate Cantin

p: (705) 268-9197

Data current as of 9/11/2024

Nipissing GS Level 2024

Date	Level (m)	Flow (m ³ /s)
9/4/2024	233.57	1.3
9/5/2024	233.86	6.1
9/6/2024	233.87	6.3
9/7/2024	233.87	6.3
9/8/2024	233.87	6.3
9/9/2024	233.87	6.3
9/10/2024	234.00	10.0



Ontario Power Generation Provisional Data

For further info please contact

Kate Cantin

p: (705) 268-9197

Data current as of 9/11/2024